

ORIGINAL ARTICLE: EPIDEMIOLOGY,
CLINICAL PRACTICE AND HEALTH**Objectively-measured outdoor time and physical and psychological function among older adults**Kazuhiro Harada,¹ Sangyoon Lee,² Sungchul Lee,² Seongryu Bae,² Kenji Harada,³ Takao Suzuki⁴ and Hiroyuki Shimada²

¹Graduate School of Human Development and Environment, Kobe University, Kobe, Hyogo, ²Department of Preventive Gerontology, National Center for Geriatrics and Gerontology, Obu and ³School of Health and Sport Sciences, Chukyo University, Toyota, Aichi and ⁴Institute for Gerontology, J. F. Oberlin University, Machida, Tokyo, Japan

Aim: Objective measurements of outdoor time are essential to establishing evidence about the health benefits of going outdoors among older adults. To better understanding the health benefits of going outdoors, clarification of potential mediators to connect going outdoors with health benefits is necessary. The present study aimed to investigate associations of objectively-measured outdoor time with older adults' physical and psychological function, and examine the mediating role of physical activity on these associations.

Methods: Baseline data from a randomized control trial of physical activity among older adults with global cognitive impairment was used. Data from 192 participants were analyzed. Measures included steps-per-day, objectively-measured outdoor time per day using global positioning systems, physical function (cardiorespiratory fitness, lower-extremity strength), psychological function (depression, well-being) and basic factors.

Results: Path analysis showed that outdoor time was significantly associated with steps-per-day (path coefficient = 0.23) and depression (path coefficient = -0.16). Outdoor time was not directly associated with cardiorespiratory fitness, lower-extremity strength and well-being. However, steps-per-day was associated with cardiorespiratory fitness (path coefficient = 0.18), lower-extremity strength (path coefficient = -0.22) and well-being (path coefficient = 0.14).

Conclusions: We found that objectively-measured outdoor time was indirectly associated with physical function, and both directly and indirectly with psychological function through physical activity among older adults. This finding indicates that going outdoors influences older adults' health outcomes, and is mainly mediated by physical activity. **Geriatr Gerontol Int 2017; 17: 1455–1462.**

Keywords: aged, geographic information systems, homebound persons, mental health, motor activity.

Introduction

Going outdoors more frequently and preventing housebound status are effective ways to promote older adults' health. For instance, going outdoors reduces mortality risk,¹ whereas housebound status can increase risk.^{2,3} Previous studies have shown that going outdoors and housebound status are associated with physical, psychological, and cognitive health outcomes.^{4–10} As going outdoors does not require any special knowledge, motivation, cost or time, it would be easier for older adults

to incorporate increased outdoor activity into their daily lives compared with other well-known health-related behaviors, such as smoking cessation, exercise and healthy eating.

To establish evidence about the health benefits of going outdoors, objective measurements of outdoor time are essential. However, most studies use self-report measures of outdoor activities. As physical activity levels measured objectively differ considerably from self report,¹¹ self-reported going outdoors would not necessarily correspond to objectively-measured going outdoors. The validity of self-reported going outdoors is not yet established, and only a few studies have used objective assessment methods. The SenTra project used the Global Positioning System (GPS) to measure outdoor time, and showed that objectively-measured outdoor time is associated with well-being,¹² but not cognition level.¹³ Using home infrared sensors, Petersen *et al.*¹⁴ showed that longer

Accepted for publication 9 July 2016.

Correspondence: Dr Kazuhiro Harada PhD, Graduate School of Human Development and Environment, Kobe University, 3-11 Tsurukabuto, Nada, Kobe, Hyogo 657-8501, Japan. Email: harada@harbor.kobe-u.ac.jp

objectively-measured outdoor time was associated with better cognitive function, physical ability and well-being. Suzuki *et al.*¹⁵ also found a relationship between cognitive decline and the number of days going outdoors measured by home infrared sensors.

To better understand the health benefits related to going outdoors, it is necessary to clarify potential mediators that connect the two. However, no previous studies have examined mediators in the relationship between objectively-measured outdoor time and health outcomes. Thus, clarification is an essential step in the development of more effective health promotion programs emphasizing going outdoors. According to the discussions by previous studies, physical activity might mediate the effects of going outdoors on health outcomes.^{5,6} Specifically, they showed the associations between going outdoors and disability⁵ and cognitive function,⁶ and discussed the potential mediating effects of physical activity on these associations. Although Kerr *et al.*¹⁶ examined the independent associations of outdoor and physical activity with health outcomes, they did not measure outdoor time (excluded time in vehicles) or investigate mediating effects. If the effects of going outdoors on health outcomes are mediated by physical activity, it suggests that going outdoors to carry out physical activity (e.g. walking or cycling) would be more effective for promoting health than going outdoors without physical activity (e.g. car or motor bike).

The purposes of the present study were to investigate the associations between objectively-measured outdoor time and physical and psychological function, and to examine the mediating role of physical activity among older adults.

Methods

Participants and procedures

The present study secondary analyzed baseline data from a community-based randomized control trial of physical activity for older adults with global cognitive impairment. A protocol of this trial (ID: UMIN000013097) is available at the UMIN Clinical Trials Registry website <http://www.umin.ac.jp/ctr/index.htm>. This website is accepted by the International Committee of Medical Journal Editors.

Participants were recruited from a subcohort of the National Center for Geriatrics and Gerontology-Study of Geriatric Syndromes (Shimada *et al.*¹⁷). The National Center for Geriatrics and Gerontology-Study of Geriatric Syndromes was carried out in 2013 in the Midori-Ward of Nagoya city, Aichi prefecture, Japan. Nagoya city consists of 16 wards, and is the prefectural capital of Aichi, Japan. This subcohort targeted all older adults living in the Midori-Ward, aged ≥ 70 years, and who were not certified as requiring support or care through the Japanese long-term care insurance system. In total, 24271 individuals

were invited to participate in the physical and cognitive screening survey, and 5257 participated.

Of the 5257 individuals in this subcohort, 709 were selected as potential participants based on the following inclusion criteria: (i) had global cognitive impairment (scored 21–24 on the Mini-Mental State Examination);¹⁸ (ii) did not have gait dysfunction or other serious health problems; and (iii) were not potential participants in other intervention studies. After recruitment documents were sent to the 709 individuals, 359 participated in the baseline assessment. However, 79 individuals were excluded because they withdrew ($n=24$) or did not meet inclusion criteria ($n=55$). Thus, the remaining 280 individuals participated and were allocated to either the intervention or control group.

Of these participants, 194 met the inclusion criteria of providing GPS data for outdoor time. However, two did not wear the accelerometer to measure physical activity for at least 8 days with ≥ 10 h for each day. Thus, data from 192 participants were analyzed.

The National Center for Geriatrics and Gerontology-Study of Geriatric Syndromes and the trial were approved by the ethics committee of the National Center for Geriatrics and Gerontology. Written informed consent was obtained from all participants.

Measures

Physical activity

In the present study, steps-per-day was treated as the physical activity variable, and were measured using an accelerometer (GT40-020: ACOS Corporation, Nagano, Japan). Participants were asked to wear an accelerometer all day for 14 days. As previous studies have used a wearing time inclusion criteria of ≥ 10 h per day for ≥ 4 of 7 days,⁹ data were analyzed if participants wore the accelerometer at least 8 days for ≥ 10 h each day. Each participant's average daily steps were calculated.

Outdoor time

Outdoor time was measured by GPS monitors (Globalsat DG-200 Data Logger, GlobalSat WorldCom, Taipei, Taiwan). This device's accuracy in a horizontal direction is 10 m for 2 distance root mean squared. Individuals were asked to wear the GPS at all times, except when sleeping, and complete a daily log. The log had an entry column to determine whether the device was worn all day.

Considering home size and measurement errors, home area was defined as the 100-m radius from each home's representative point. Typically (when the connection is not poor), the GPS device can recode latitude and altitude every 30 s. Outdoor time per each day was calculated as the times when individual left and returned to the home area. Participants' data from each day was included if they: (i) wore the device at least 10 h; (ii) started and ended the

day in the home area; (iii) has no poor connection during times when left and returned to the home area; and (iv) completed the log, indicating the device was worn all day. Similar to physical activity, we analyzed data from each individual if they met these criteria for at least 8 days. Then, each participant's average daily outdoor time was calculated.

A geographic information system (ArcGIS for Desktop 10.3; Esri Japan Incorporation, Tokyo, Japan) was utilized for GPS data analysis.

Physical function

For physical function, cardiorespiratory fitness and lower-extremity strength were measured using the 6-min walk test and five-repetition chair stand test, respectively. The dose–response relationship between cardiorespiratory fitness and mortality is well-established.²⁰ The chair stand test is also a predictor of older adults' mortality.²¹

The 6-min walk test measures how long individuals can walk in 6 min. Longer distance indicates higher cardiorespiratory fitness. The 6-min walk test has sufficient reliability and validity, and can be easily carried out in clinical settings.²² Participants were asked to walk as fast as possible in 6 min along a straight 10-m course. The distance (in meters) walked in 6 min was recorded.

The five-repetition chair test requires participants to stand up and sit down in a chair five times as fast as possible with their arms folded across their chest. The times (in seconds) they complete the task are measured. Lower times represent higher lower-extremity strength.

Psychological function

We investigated depression and psychological well-being as psychological function. The Geriatric Depression Scale (Japanese 15-item version)²³ was used to measure depression. Higher scores represent higher depressive symptoms. Psychological well-being was measured using a simplified Japanese version of the World Health Organization-Five Well-Being Index.²⁴ This scale simplified the original Japanese version by changing it from a six- to four-point Likert scale. The range of this version is 0–15, and higher scores indicate higher psychological well-being.

Basic factors

The present study assessed sex, age and education years as basic factors.

Data analysis

Sex (women = 0, men = 1) was treated as the dummy variable. Pearson's correlation coefficients were calculated among each variable (outdoor time, steps-per-day, cardiorespiratory fitness, lower-extremity strength, depression, well-being, sex, age and education).

Next, path analyses were carried out. To investigate the mediating role of steps-per-day on the association of outdoor time with physical and psychological function, an initial model (model 1) was created by considering: (i) a path from outdoor time to steps-per-day; (ii) all direct paths from outdoor time and steps-per-day to physical and psychological function; and (iii) any paths from basic factors to outdoor time, steps-per-day, and physical and psychological functions with significant Pearson's correlation coefficients. Error covariance was considered between cardiorespiratory fitness and lower-extremity strength, and depression and well-being, respectively. Subsequently, a final model (model 2) was created by removing paths in order of *P*-value significance until all paths were significant.

Statistical causality was examined by changing the causal relationships of outdoor time and steps-per-day, and physical and psychological function; specifically, physical and psychological function represented cause, and outdoor time and steps-per-day as effect. Model 3 was created by considering: (i) a path from outdoor time to steps-per-day; (ii) all direct paths from physical and psychological function to outdoor time and steps-per-day; and (iii) any paths from basic factors to outdoor time, steps-per-day, and physical and psychological functions with significant Pearson's correlation coefficients. Next, model 4 was created by removing paths in order of *P*-value significance until all paths were significant.

Goodness of fit index, comparative fit index and root mean square error of approximation were used as indices of model fit.

Statistical significance was set at $P < 0.05$. All statistical analyses were carried out using SPSS (version 21.0; IBM Japan, Ltd., Tokyo, Japan) and AMOS (version 21.0; IBM Japan, Ltd., Tokyo, Japan) software packages.

Results

Participant characteristics

Table 1 represents participants' characteristics. The mean age was 76.2 years, 56.3% of respondents were male, average outdoor time was 3 h 37 min and average steps-per-day was 6654.6.

Associations of outdoor time and physical activity with physical and psychological function

Table 1 shows the Pearson's correlations among outdoor time, steps-per-day, physical and psychological function, and basic factors. Outdoor time was significantly correlated with steps-per-day, cardiorespiratory fitness, depression and age. Steps-per-day was significantly correlated with cardiorespiratory fitness, lower-extremity strength, well-being, sex and age.

The results of the initial path analysis model (model 1) are shown in Figure 1. In this model, paths from sex to

Table 1 Descriptive statistics and Pearson's correlations among outdoor time, physical activity, physical and psychological function, and basic factors

	Descriptive statistics			Pearson's correlation coefficient								
	Mean or %	SD	Range	1	2	3	4	5	6	7	8	
	1. Sex	56.3%										
2. Age (years)	76.2	4.1	71-88	0.07								
3. Education	12.0	2.6	6-22	0.16*	-0.05							
4. Outdoor time (time)	3:37:10	2:07:32	0:31:24-11:27:52	0.12	-0.30***	-0.02						
5. Steps per day (steps)	6654.6	2958.8	1855.6-21424.9	0.22**	-0.20**	0.04	0.30***					
6. Cardiorespiratory fitness (m)	452.6	55.3	320-632	0.32**	-0.42***	0.16*	0.29***	0.33***				
7. Lower-extremity strength (s)	7.7	2.2	3.5-18.2	-0.12	0.19**	-0.07	-0.10	-0.25***	-0.44***			
8. Depression (score)	2.6	2.2	0-10	-0.07	0.16*	-0.11	-0.18*	-0.07	-0.21**	0.05		
9. Well-being (score)	10.4	3.1	0-15	0.10	-0.08	0.02	0.09	0.16*	0.22**	-0.03	-0.40***	

SD, standard deviation. * $P < 0.05$, ** $P < 0.01$, *** $P < 0.001$.

steps-per-day and cardiorespiratory fitness, from age to outdoor time, steps-per-day, cardiorespiratory fitness, lower-extremity strength and depression, and from education to cardiorespiratory fitness had significant Pearson's correlation coefficients. The indices of model fit were goodness of fit index=0.98, CFI=0.99 and root mean square error of approximation = 0.028.

Paths were removed from model 1 in order of significant P -values for until all paths represented the significance levels, resulting in the final model (model 2; Fig. 2). Education was removed from model 2, because it was not significantly associated with outdoor time, steps-per-day, and physical and psychological functions. Outdoor time was significantly associated with steps-per-day and depression, and steps-per-day were associated with cardiorespiratory fitness, lower-extremity strength and well-being. The indices of model fitness were goodness of fit=0.98, comparative fit index=0.97 and root mean square error of approximation = 0.044.

Additionally, the causality of outdoor time and steps-per-day with physical and psychological function was examined. Figures 3 and 4 represent the initial (model 3) and final (model 4) for causality changes. By changing causality, the associations between psychological functions (depression, well-being) and outdoor time and steps-per-day were non-significant. Cardiorespiratory fitness was significantly associated with outdoor time and steps-per-day in model 4; however, the relationship between cardiorespiratory fitness and steps-per-day was non-significant in model 3. Although model 3 showed a significant relationship between lower-extremity strength and steps-per-day, it was eliminated when paths were removed in order of P -value significance. Thus, when examining the statistical causality of outdoor time and steps-per-day, and physical and psychological function, models 1 and 2 (outdoor time and steps-per-day as cause, physical and psychological function as effect) better explained data than models 3 and 4 (physical and psychological function as cause, outdoor time and steps per day as effect).

Discussion

To our knowledge, this is the first study to examine physical activity as a mediator of objectively-measured outdoor time and physical and psychological function among older adults. Although previous studies suggest have that promoting going outdoors and preventing homebound status is important for health maintenance, only a few have objectively measured outdoor time, and examined the mechanisms influencing going outdoors and health outcomes. The present study contributes to better understanding the beneficial effects of going outdoors on older adults' health.

Our major finding was that objectively-measured outdoor time was indirectly associated with physical function, and both directly and indirectly associated with

Objectively-measured outdoor time

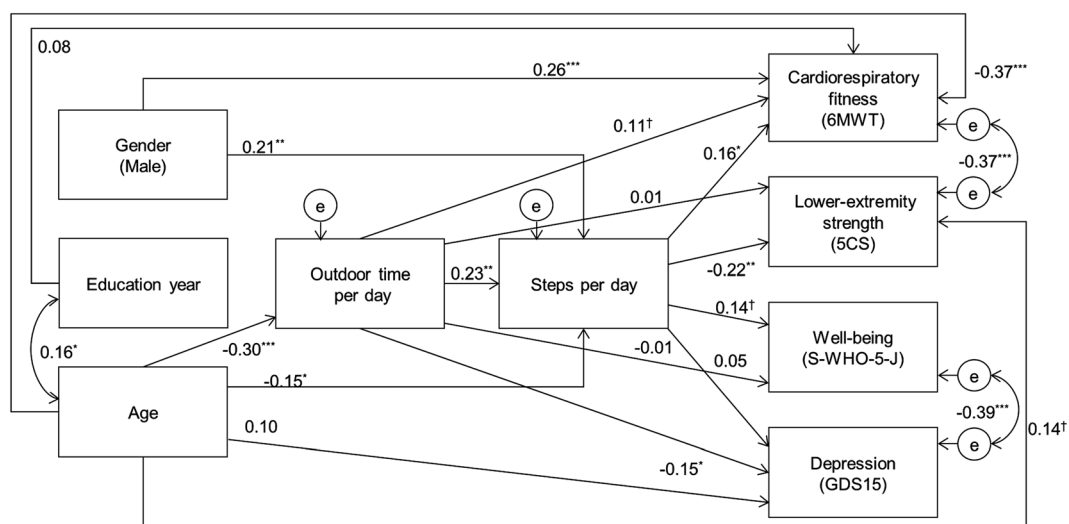


Figure 1 Initial model (model 1) for associations of outdoor time and steps-per-day with physical and psychological function among older adults by path analysis. Goodness of fit index = 0.98, comparative fit index = 0.99, root mean square error of approximation = 0.028. SCS, five-repetition chair stand test; 6MWT, 6-min walk test; GDS15, Geriatric Depression Scale 15 item version; S-WHO-5-J, simplified Japanese version of World Health Organization-Five Well-Being Index. † $P < 0.10$, * $P < 0.05$, ** $P < 0.01$, *** $P < 0.001$.

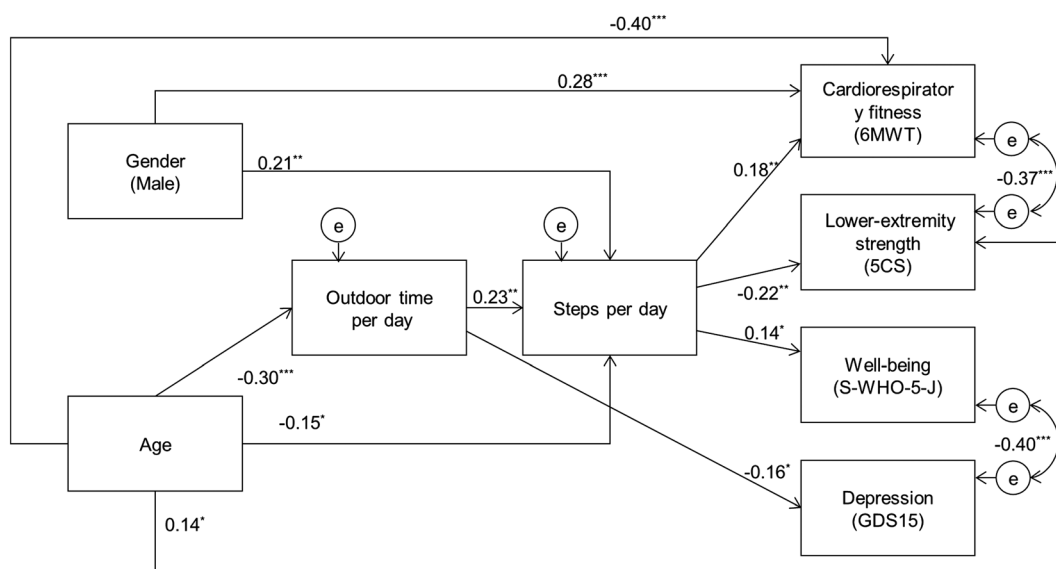


Figure 2 Final model (model 2) for associations of outdoor time and steps-per-day with physical and psychological function among older adults by path analysis. Goodness of fit index = 0.98, comparative fit index = 0.97, root mean square error of approximation = 0.044. SCS, five-repetition chair stand test; 6MWT, 6-min walk test; GDS15, Geriatric Depression Scale 15-item version; S-WHO-5-J, simplified Japanese version of World Health Organization-Five Well-Being Index. * $P < 0.05$, ** $P < 0.01$, *** $P < 0.001$.

psychological function through physical activity. This finding shows that the influence of going outdoors on health outcomes was primarily mediated by physical activity. Previous epidemiological studies report that self-reported going outdoors and homebound status are associated with various health outcomes.^{1–10} Only a few studies (the SenTra project,^{12,13} Petersen *et al.*¹⁴ and Suzuki *et al.*¹⁵) have examined objectively-measured outdoor time and health outcomes. However, they did not examine potential mechanisms underlying how going

outdoors influences health outcomes. Based on objective outdoor time data, the present study supports and reinforces existing evidence about the health benefits of going outdoors, and shows the mediating role of physical activity on this relationship. Our results about the mediating role of physical activity and older adults are consistent with previous studies. For instance, previous studies^{5,6} have discussed the mediating role of physical activity, and health benefits of physical activity on health outcomes are well-known.²⁵

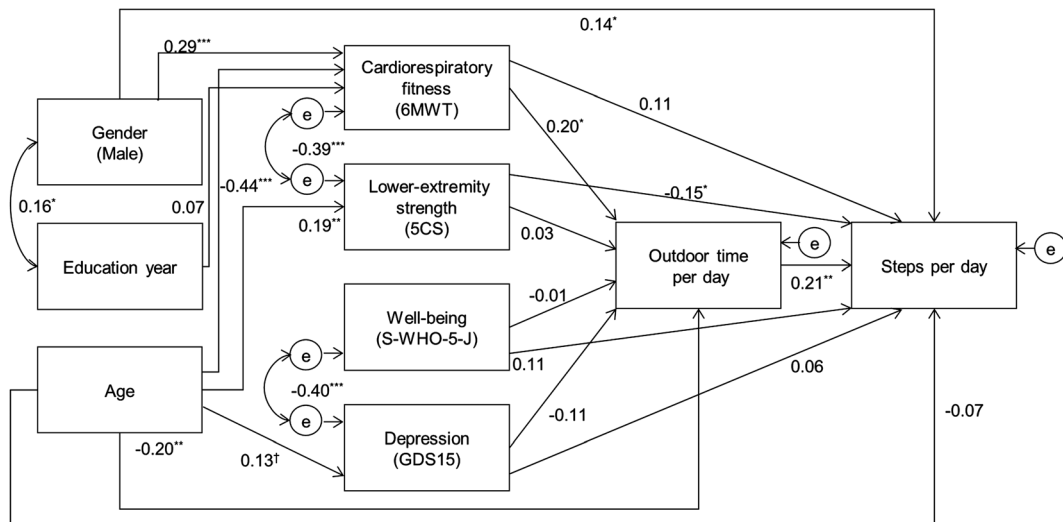


Figure 3 Initial model (model3) for changing causality of outdoor time and steps-per-day with physical and psychological function among older adults by path analysis. Goodness of fit index=0.98, comparative fit index=0.99, root mean square error of approximation=0.028. 5CS, five-repetition chair stand test; 6MWT, 6-min walk test; GDS15, Geriatric Depression Scale 15-item version; S-WHO-5-J, simplified Japanese version of World Health Organization-Five Well-Being Index. † $P < 0.10$, * $P < 0.05$, ** $P < 0.01$, *** $P < 0.001$.

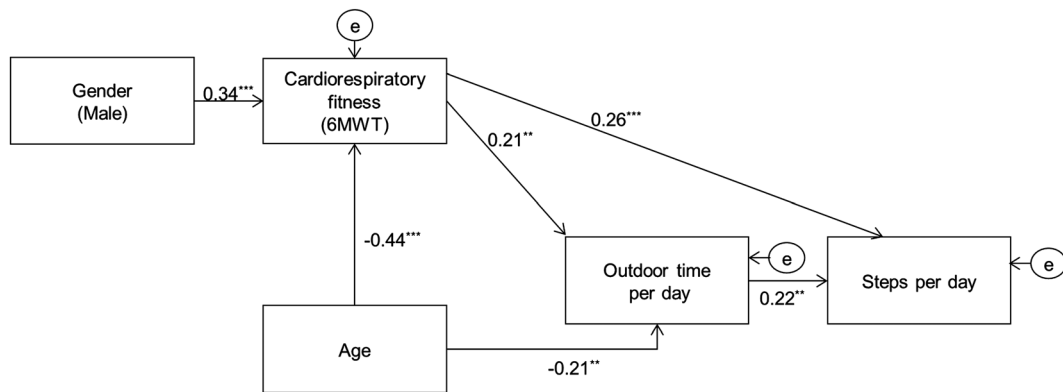


Figure 4 Final model (model4) for changing causality of outdoor time and steps-per-day with physical and psychological function among older adults by path analysis. Goodness of fit index=0.99, comparative fit index=0.98, root mean square error of approximation=0.051. 6MWT, 6-min walk test. * $P < 0.05$, ** $P < 0.01$, *** $P < 0.001$.

In the present study, we observed a direct relationship between going outdoors and depression, although there were no relationships with cardiorespiratory fitness, lower-extremity function and well-being. This implies that, instead of physical activity, other aspects of going outdoors (e.g. social interactions, better mood) are more important when understanding the relationship between going outdoors and depression among older adults. A systematic review concluded that physical activity in outdoor natural environments has greater benefits for psychological health than indoor physical activity.²⁶ Epidemiological studies report that social participations can reduce the depression risk.^{27,28} A study also showed that lower going outdoors frequency was associated with decreased communication with neighbors and social

participation.⁴ Accordingly, we can assume that social factors mediate the relationship between going outdoors and depression. In the present study, two psychological function variables (well-being, depression) were differentially associated with physical activity and going outdoors. While well-being represents a positive psychological state,²⁹ depression represents a negative state. There is a possibility that this difference in psychological status influences associations with physical activity and going outdoors. However, because of limited research, further studies should examine differences in associations between older adults' negative and positive psychological states with physical activity and going outdoors.

The present study found an average outdoor time per day of 3 h 37 min. According to a Japan nationwide survey

(National Time Use Survey 2010³⁰) where respondents recorded behavior every 15 min for 2 days, it is estimated that men have an average outdoor time of 4 h 53 min, and women have an average 4 h 11 min. The SenTra project in other countries reported average outdoor times as 4.0 h per day using GPS data,¹³ and 4.2 h using in-home sensors.¹⁴ Our recorded outdoor time was slightly lower, which could result from obtaining our data from older adults with cognitive impairments who might be less likely to leave home. Further examination of the determinants of outdoor time would help to understand lower levels in this population.

The present study's strength was objective measurement of going outdoors and physical activity. However, the study had some limitations. First, although statistical causality was examined, the data were cross-sectional and causal associations cannot be shown. Second, the sample size was small. Third, a convenience sample was used (baseline data from a randomized controlled trial), and the GPS device adherence was low. Thus, it is unclear if findings could be generalized to older adults with lower adherence or better cognitive health. Future larger longitudinal studies using a more representative sample are required to more conclusively examine the health effects of going outdoors.

In conclusion, the major finding of the present study indicates that going outdoors influences physical and psychological function among older adults, and is mainly mediated by physical activity. Consequently, encouraging individuals to go outdoors, especially with physically active styles (e.g. walking, cycling), might effectively delay physical and psychological function decline. Further research on the causal role of going outdoors and health promotion is recommended.

Acknowledgments

This work was supported by Strategic Basic Research Programs (RISTEX Redesigning Communities for Aged Society), Japan Science and Technology Agency; a Grant-in-Aid for Young Scientists B (26750329), Japan Society for the Promotion of Science; and a Grant from Meiji-Yasuda Life Foundation of Health and Welfare.

Kazuhiro Harada contributed to the study concept and design, acquisition of data, analysis and interpretation of data, and preparation of the manuscript. Sangyoon Lee, Sungchul Lee, Seongryu Bae, Kenji Harada and Hiroyuki Shimada contributed to the study concept and design, acquisition of data, interpretation of data, and preparation of manuscript. Takao Suzuki contributed to the study concept and design, acquisition of data, and preparation of manuscript.

Disclosure statement

The authors declare no conflict of interest.

References

- Inoue K, Shono T, Matsumoto M. Absence of outdoor activity and mortality risk in older adults living at home. *J Aging Phys Act* 2006; **14** (2): 203–211.
- Cohen-Mansfield J, Shmotkin D, Hazan H. The Effect of Homebound Status on Older Persons. *J Am Geriatr Soc* 2010; **58** (12): 2358–2362.
- Herr M, Latouche A, Ankri J. Homebound status increases death risk within two years in the elderly: Results from a national longitudinal survey. *Arch Gerontol Geriatr* 2013; **56** (1): 258–264.
- Fujita K, Fujiwara Y, Kumagai S *et al.* The frequency of going outdoors, and physical, psychological and social functioning among community-dwelling older adults. *Nihon Koshu Eisei Zasshi* 2004; **51** (3): 168–180 (in Japanese).
- Fujita K, Fujiwara Y, Chaves PHM, Motohashi Y, Shinkai S. Frequency of going outdoors as a good predictors for incident disability of physical function as well as disability recovery in community-dwelling older adults in rural Japan. *J Epidemiol* 2006; **16** (6): 261–270.
- Harada K, Lee S, Park H *et al.* Going outdoors and cognitive function among community-dwelling older adults: Moderating role of physical function. *Geriatr Gerontol Int* 2016; **16** (1): 65–73.
- Kono A, Kai I, Sakato C, Rubenstein LZ. Frequency of going outdoors: a predictor of functional and psychosocial change among ambulatory frail elders living at home. *J Gerontol A Biol Sci Med Sci* 2004; **59** (3): 275–280.
- Kono A, Kai I, Sakato C, Rubenstein LZ. Frequency of going outdoors predicts long-range functional change among ambulatory frail elders living at home. *Arch Gerontol Geriatr* 2007; **45** (3): 233–242.
- Qiu WQ, Dean M, Liu T *et al.* Physical and mental health of homebound older adults: an overlooked population. *J Am Geriatr Soc* 2010; **58** (12): 2423–2428.
- Shimada H, Ishizaki T, Kato M *et al.* How often and how far do frail elderly people need to go outdoors to maintain functional capacity? *Arch Gerontol Geriatr* 2010; **50** (2): 140–146.
- Prince S, Adamo K, Hamel M, Hardt J, Gorber S, Tremblay M. A comparison of direct versus self-report measures for assessing physical activity in adults: a systematic review. *Int J Behav Nutr Phys Act* 2008; **5** (1): e56.
- Kaspar R, Oswald F, Wahl H-W, Voss E, Wettstein M. Daily mood and out-of-home mobility in older adults: does cognitive impairment matter? *J Appl Gerontol* 2015; **34** (1): 26–47.
- Wettstein M, Wahl H-W, Shoval N *et al.* Out-of-home behavior and cognitive impairment in older adults: findings of the SenTra Project. *J Appl Gerontol* 2015; **34** (1): 3–25. DOI:10.1177/0733464812459373.
- Petersen J, Austin D, Mattek N, Kaye J. Time Out-of-Home and Cognitive, Physical, and Emotional Wellbeing of Older Adults: A Longitudinal Mixed Effects Model. *PLoS One* 2015; **10** (10): e0139643.
- Suzuki T, Murase S. Influence of outdoor activity and indoor activity on cognition decline: use of an infrared sensor to measure activity. *Telemed J E Health* 2010; **16** (6): 686–690.
- Kerr J, Marshall S, Godbole S *et al.* The relationship between outdoor activity and health in older adults using GPS. *Int J Environ Res Public Health* 2012; **9** (12): 4615–4625.
- Shimada H, Tsutsumimoto K, Lee S *et al.* Driving continuity in cognitively impaired older drivers. *Geriatr Gerontol Int* 2016; **16** (4): 508–514.
- Folstein MF, Folstein SE, McHugh PR. "Mini-mental state". A practical method for grading the cognitive state of patients for the clinician. *J Psychiatr Res* 1975; **12** (3): 189–198.

- 19 Gorman E, Hanson HM, Yang PH, Khan KM, Liu-Ambrose T, Ashe MC. Accelerometry analysis of physical activity and sedentary behavior in older adults: A systematic review and data analysis. *Eur Rev Aging Phys Act* 2014; **11** (1): 35–49.
- 20 Kodama S, Saito K, Tanaka S *et al.* Cardiorespiratory fitness as a quantitative predictor of all-cause mortality and cardiovascular events in healthy men and women: a meta-analysis. *JAMA* 2009; **301** (19): 2024–2035.
- 21 Cooper R, Kuh D, Hardy R. Objectively measured physical capability levels and mortality: systematic review and meta-analysis. *BMJ* 2010; **341**: c4467.
- 22 Steffen TM, Hacker TA, Mollinger L. Age- and gender-related test performance in community-dwelling elderly people: Six-Minute Walk Test, Berg Balance Scale, Timed Up & Go Test, and gait speeds. *Phys Ther* 2002; **82** (2): 128–137.
- 23 Yatomi N. The factor structure and item characteristics of the GDS (Geriatric Depression Scale) short version in a Japanese elderly sample. *Ronen Syakai Kagaku* 1994; **16**: 29–36.
- 24 Inagaki H, Ito K, Sakuma N, Sugiyama M, Okamura T, Awata S. Reliability and validity of the simplified Japanese version of the WHO-Five Well-being Index (S-WHO-5-J). *Nihon Koshu Eisei Zasshi* 2013; **60** (5): 294–301 (in Japanese).
- 25 Nelson ME, Rejeski WJ, Blair SN *et al.* Physical activity and public health in older adults: recommendation from the American College of Sports Medicine and the American Heart Association. *Med Sci Sports Exerc* 2007; **39** (8): 1435–1445.
- 26 Thompson Coon J, Boddy K, Stein K, Whear R, Barton J, Depledge MH. Does participating in physical activity in outdoor natural environments have a greater effect on physical and mental wellbeing than physical activity indoors? A systematic review. *Environ Sci Technol* 2011; **45** (5): 1761–1772.
- 27 Chiao C, Weng L-J, Botticello AL. Social participation reduces depressive symptoms among older adults: an 18-year longitudinal analysis in Taiwan. *BMC Public Health* 2011; **11** (1): 292.
- 28 Cruwys T, Dingle GA, Haslam C, Haslam SA, Jetten J, Morton TA. Social group memberships protect against future depression, alleviate depression symptoms and prevent depression relapse. *Soc Sci Med* 2013; **98**: 179–186.
- 29 Chida Y, Steptoe A. Positive psychological well-being and mortality: a quantitative review of prospective observational studies. *Psychosom Med* 2008; **70** (7): 741–756.
- 30 NHK (Japan Broadcasting Corporation). Report of the 2010 NHK Japanese Time Use Survey. <https://www.nhk.or.jp/bunken/summary/yoron/lifetime/pdf/110223.pdf> (access at 07 December, 2015) (in Japanese).